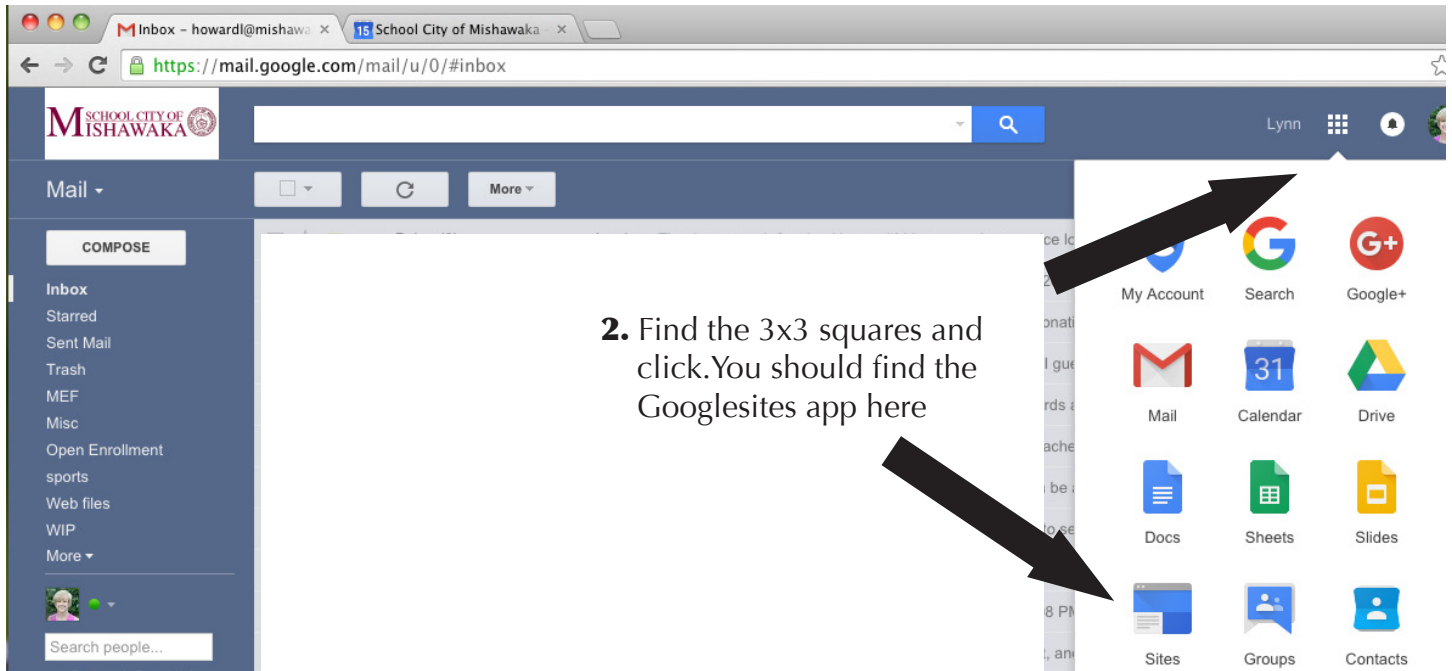


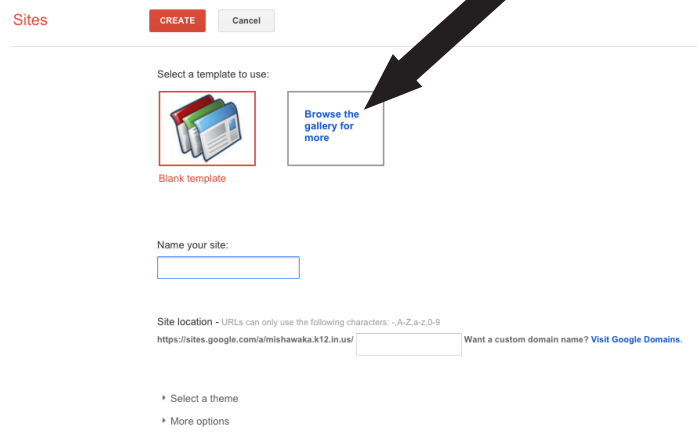
Creating Your Own Googlesite

1. **Start** by logging into your gmail account



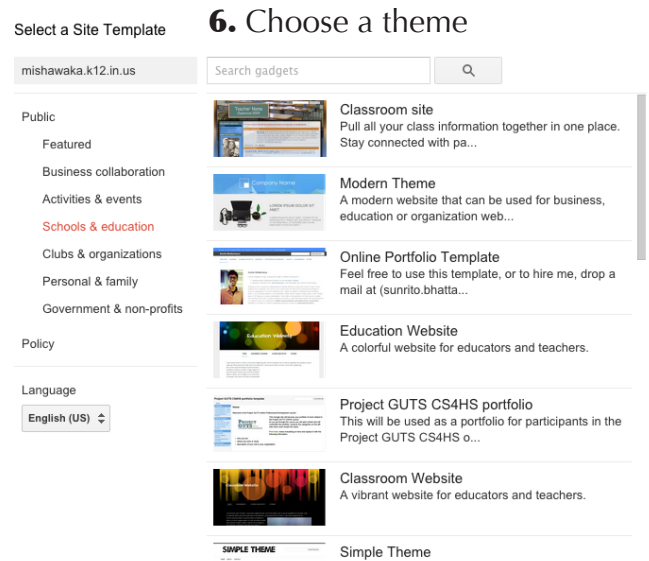
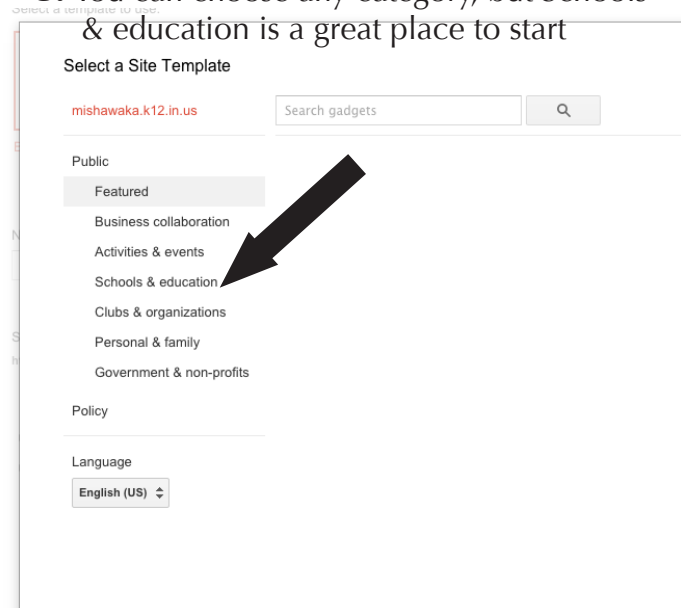
3. Click CREATE

4. Browse the template



5. You can choose any category, but Schools & education is a great place to start

6. Choose a theme



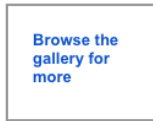
Select a template to use:



Blank template



Education Website



Browse the gallery for more



Name your site:

7. Name your site then click CREATE

Site location - URLs can only use the following characters: -,A-Z,a-z,0-9

https://sites.google.com/a/mishawaka.k12.in.us/

Want a custom domain name? [Visit Google Domains.](#)

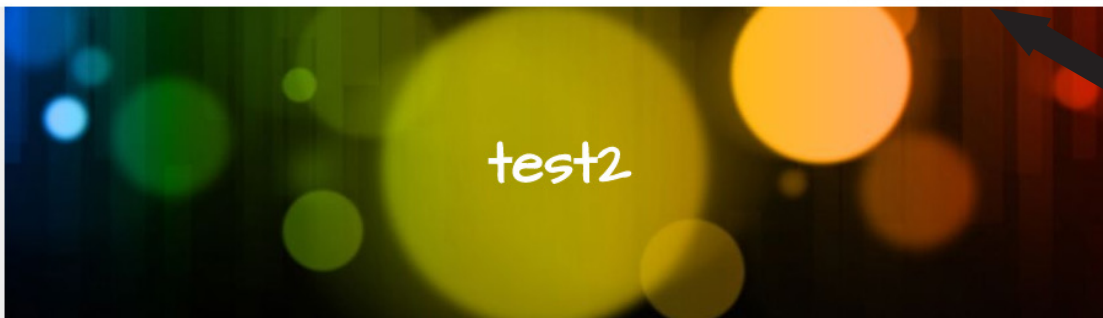
Here is your new site!

Assignment Calendar Updated 2 minutes ago

howardl@mishawaka.k12.in.us



Click on the pencil to edit the page you are on



Click here to add a new page

- HOME
- ASSIGNMENT CALENDAR
- LESSONS AND NOTES
- SITEMAP

Assignment Calendar

Lorem ipsum dolor sit amet, consectetur adipisicing elit, sed do eiusmod tempor incididunt ut labore et dolore magna aliqua

For more information check out the inks below:

Beginners Guide to creating a Googlesite

<https://support.google.com/sites/?hl=en#topic=1689606>

or contact Lynn Howard at howardl@mishawaka.k12.in.us or 254-4518